

# The RC-85 transmitter (car accessory)



The RC-85 is a component of Jablotron's Oasis 80 alarm system. It is designed to be installed in a car's interior to remotely control electrical appliances (e.g. garage doors or parking gates), and to set/unset an Oasis control panel. It can also be used for sending an alarm signal from a car to an Oasis system.

The transmitter is not continuously powered and only transmits a signal when connected to +12VDC.

## Installation

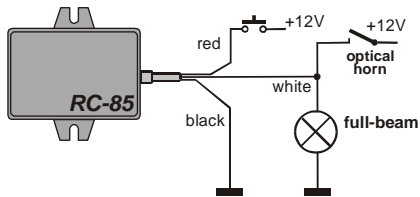
Install the transmitter into the car's interior (e.g. in the dash-board) It should not be installed directly onto a metal surface (it adversely affects the transmitter's radio range). We recommend securing the transmitter onto a plastic part of the car with screws. The wires also serve as an antenna so they should not be shorter than 30cm.

## Wiring

Black	GND	
Red	Connecting to +12V sends a SET (arm) signal	
White	Connecting to +12V sends an UNSET (disarm) signal	

By connecting both wires to +12V a panic signal is sent

- For operation in a car it is possible to use existing switches in the car (full-beam headlight flash switch, horn etc.), or alternatively any other suitable switches can be installed.



Example of wiring in a car

- To send alarm information from a car to an Oasis system, connect the red and white wires to the car alarm output where +12V is present during an alarm (e.g. the siren output).

## Enrollment to a receiver

Enrolling the RC-85 transmitter is the same as in the case of the RC-80 keyfob. But instead of pressing the buttons, the two wires get connected to +12V.

## Notes about RC-85 functions

The RC-85 only sends a signal at the moment of connecting the wires to +12V. For the next transmission, the +12V must first be disconnected

and then connected again. The functions of each wire are independent – if one wire is permanently connected to +12V, the other one still works.

**For controlling appliances**, the UC-82 or AC-82 receivers can be used (the transmitter is enrolled to the receiver by activation – see the manual for the particular receiver).

**For acoustic signalling**, the doorbell function of the JA-80L indoor wireless siren can be used (the transmitter is enrolled to the siren by activation – see the manual for the siren).

**For reporting a car alarm to an Oasis alarm system**, the transmitter can be enrolled to the JA-80K control panel – in JA-80K enrollment mode connect both RC-85 wires (red and white) to +12V and keep them connected for about 3 sec. (the same effect as simultaneously pressing and holding a keyfob's buttons).

## Technical specifications

Power supply	12V ± 30%
Consumption	0 / 20 mA
Communication band	868 MHz, Oasis protocol
Communication range	approx. 50 m (open area)
Operational temperature range	-10 to +40°C
Storage temperature range	-40 to +85 °C
Dimensions	84 x 53 x 25 mm

Can be operated according to ERC REC 70-03



Jablotron Ltd. hereby declares that the RC-85 is in compliance with the essential requirements and other relevant provisions of Directive 1999/5/EC. The original of the conformity assessment can be found at \_\_\_\_\_, Technical Support section

*Note: Although this product does not contain any harmful materials we suggest you return the product to the dealer or directly to the producer after use.*

